



PAPARAN PUBLIK TAHUNAN

THE ANNUAL PUBLIC EXPOSE

PT SARANA MEDITAMA METROPOLITAN Tbk (SAME)



AGENDA

COMPANY OVERVIEW

INITIATIVE HIGHLIGHTS

PERFORMANCE REVIEW

THE BOARD



DR. Robert Pakpahan, AK

President Commissioner &
Independent Commissioner



**Komjen Pol (Purn) Drs.
Unggung Cahyono**

Independent Commissioner



Jusup Halimi

President Director



dr. Juniwati Gunawan, M.M.

Vice President Director



dr. Meta Dewi Thedja, Ph.D.

Director



Heru Kristiyana, S.H., M.M.

Independent Commissioner



Alexander Tedja

Commissioner



drg. Nailufar, MARS

Director



dr. G.A. Kusmiati, MARS, FISQua

Director



Armen Antonius Djan

Director

AGENDA

COMPANY OVERVIEW

INITIATIVE HIGHLIGHTS

PERFORMANCE REVIEW

SAME GROUP



HUMAN HEALTH ACTIVITIES



RS EMC Alam Sutera



RS EMC Cibitung



RS EMC Cikarang



RS EMC Pekayon



RS EMC Pulomas



RS EMC Tangerang



RS EMC Sentul



RS Graha Kedoya

VISION

Becoming a healthcare provider with outstanding and credible services for all levels in the society as a means to enhance the quality of healthcare industry in Indonesia.

MISSION

- Prioritizing patients' needs and safety
- Promoting a culture of learning, innovation, and continuous improvement
- Building centers of excellence with international standards

CORE VALUES



Empathy
& Integrity



Meaningful
& Respect



Competence
& Innovation



We Care with Passion

OUR VISION, MISSION & VALUES



BUSINESS OVERVIEW *

Operational Resources



Healthcare Centers

8



Specialists/ Subspecialists

660



Bed Capacity

1,454



Healthcare Workers

2,079



Pharmacies

8

Centers of Excellence



Cardiology



Pediatric



Obstetrics &
Gynaecology



Aesthetic



Orthopedics &
Traumatology



Pulmonology



Neurology



Ophthalmology



Healthcare Utilization

2020

363,151

2021

384,221

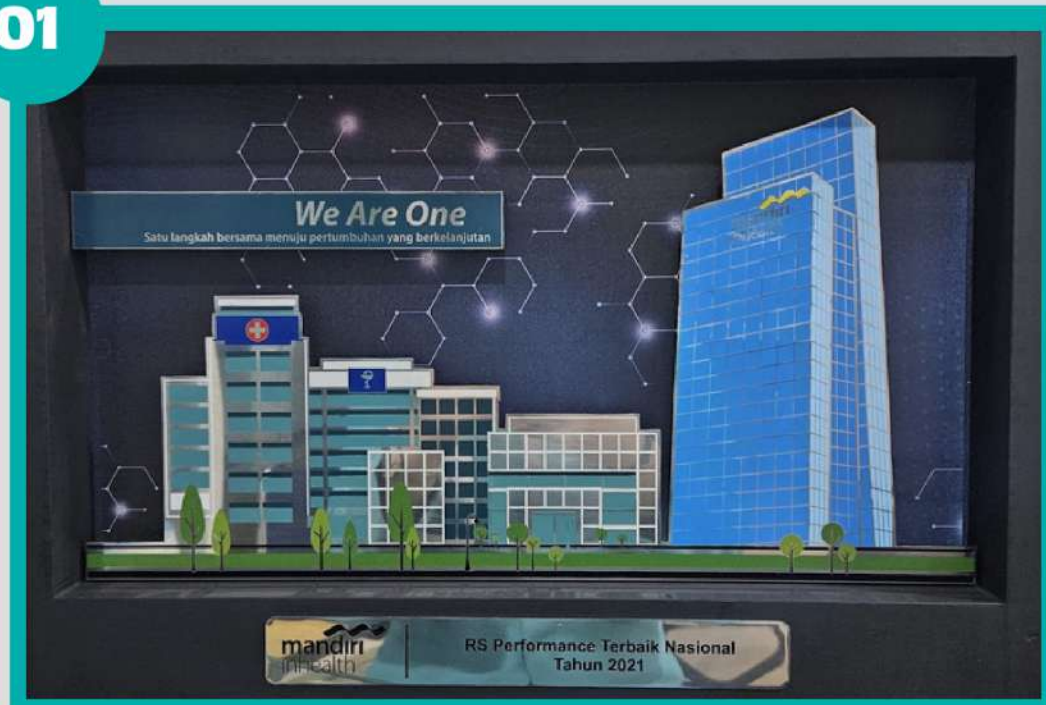
2022

605,071 ★

Number of Patients Served

*Sourced from The Annual Report of SAME for the Financial Year 2022.

01



RS EMC Pulomas has been awarded as the Hospital with Best National Performance in 2021.

02



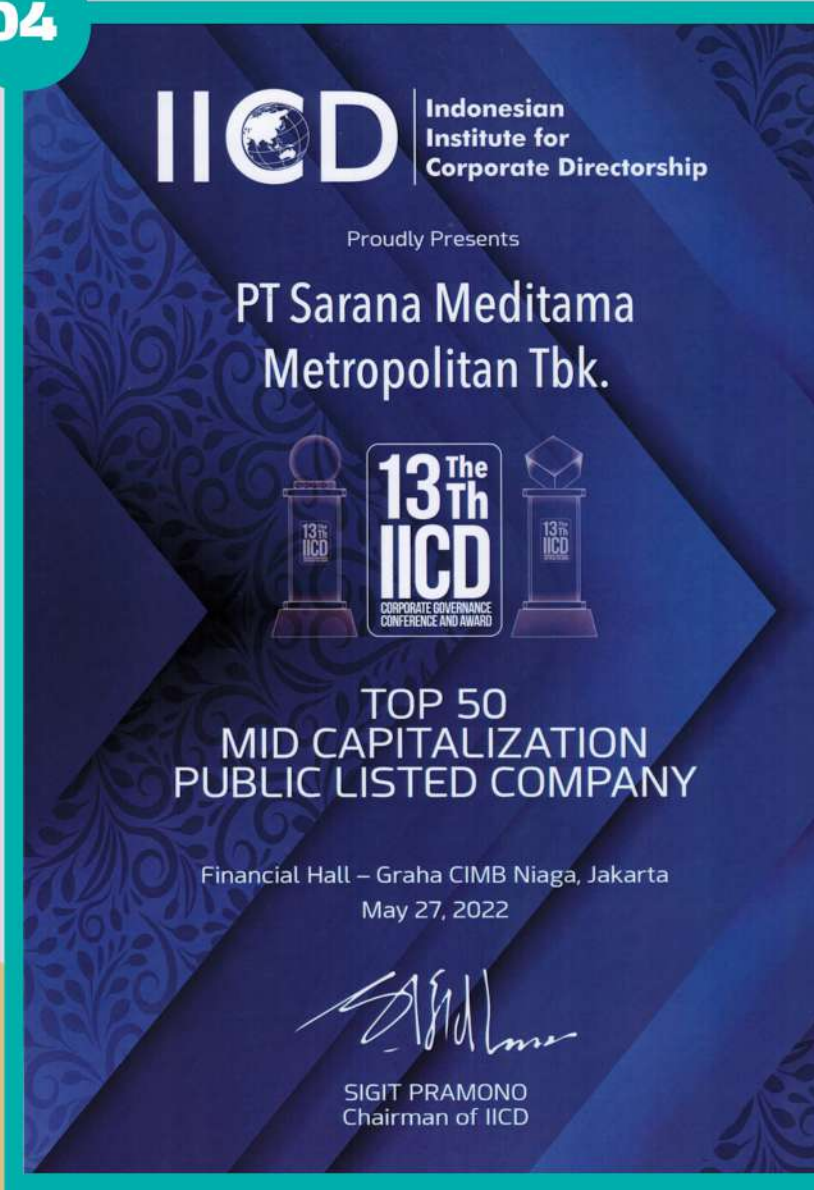
RS EMC Sentul has been awarded as the Best Rating Provider in Participants Version in 2021.

03



SAME received an award from IDX Channel for the creation of innovation named the Document Management Information System or DoMInoS.

04



SAME has been awarded as The Top 50 Mid-Capitalization Publicly Listed Companies with Best Practices of Good Corporate Governance.

05



SAME has been awarded as The Best Share of 2022 in the Healthcare Industry for the category of Mid-Cap Public Company.

06



SAME has been awarded as The Best Indonesia Finance 2023 Public Company for the category of Hospital and assets value of IDR 1-5 trillion.

07



SAME has been awarded as the Indonesia Best Company for HSE Implementation in 2022, with a Very Good predicate.

08



SAME has been ranked 5th in the List of 11 Best Corporate Secretary Teams for the Fiscal Year 2022 and also rewarded as The Champion Corporate Secretary in Compliance.



EMC Healthcare

Grha Kedoya Hospital

Jakarta, Indonesia

has been
accredited
by



JOINT COMMISSION INTERNATIONAL

which has evaluated this Hospital and found it to meet the international health care quality standards for patient care and organization management.

Effective 09 September 2022 through 08 September 2025

Jacob Thomas, MD
Jacob Thomas, MD
Chair

Jean Courtney
Jean Courtney
Interim President and Chief Executive Officer

RS Grha Kedoya

THCO ID 60006194

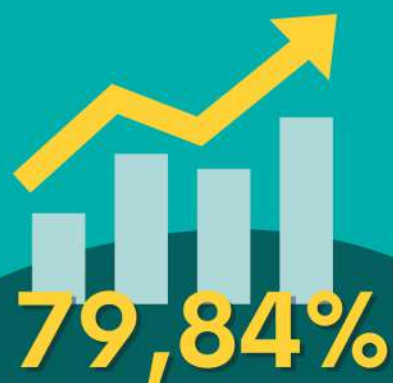
AGENDA

COMPANY OVERVIEW

INITIATIVE HIGHLIGHTS

PERFORMANCE REVIEW

2022 CORPORATE ACTIONS



Mandatory Tender Offer

to RSGK shareholders in order for SAME to fulfill its obligations based on OJK Regulations governing acquisitions of public companies.



Purchase of JEC Shares

from Keutenberg Holdings BV as the previous shareholder based on a Shares Sale and Purchase Agreement.

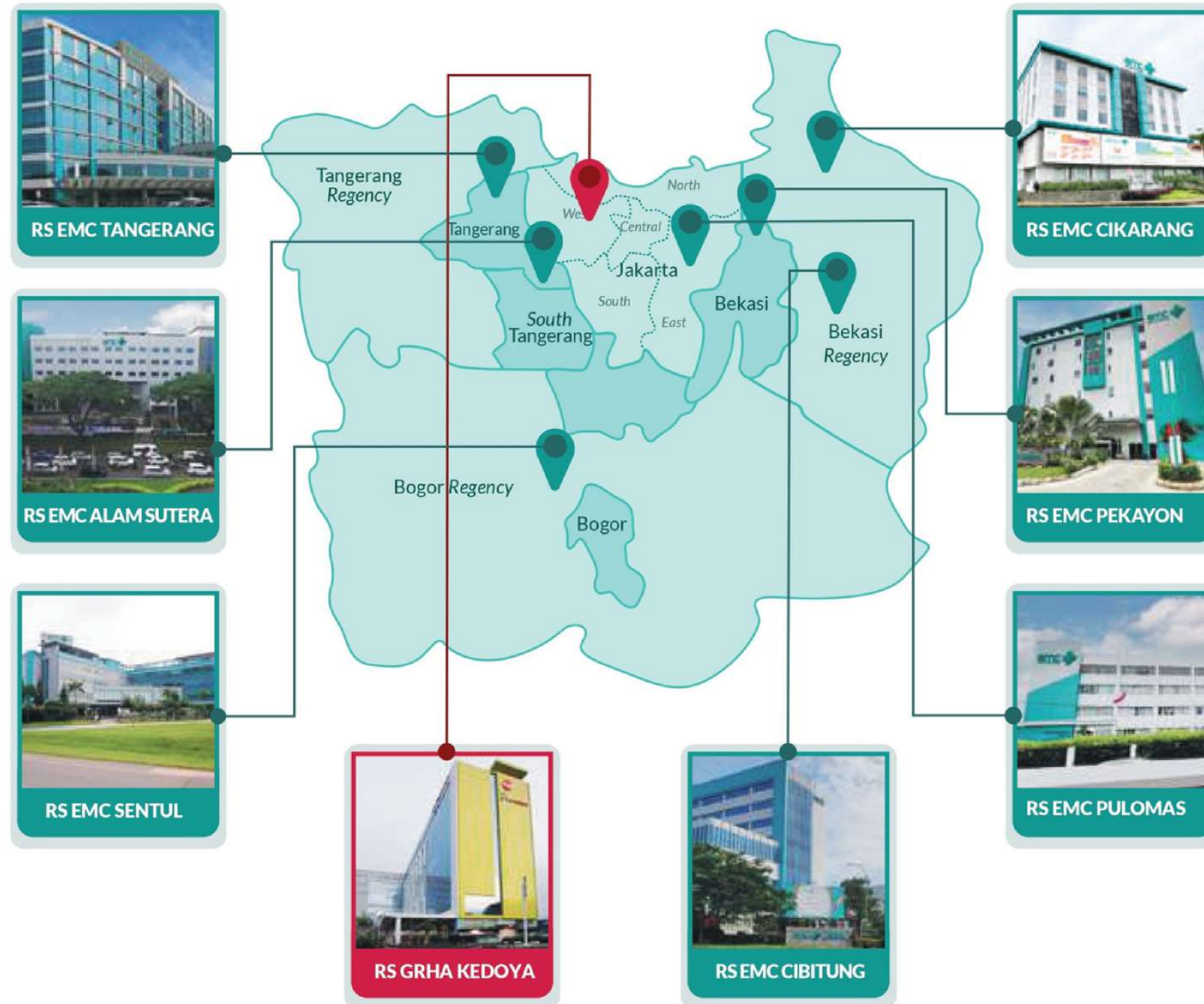


Acquisition of PSW

through its subsidiary, PT Elang Medika Corpora (EMC), which acquired most of the shares of PT Pakuwon Sentrawisata (PSW) from PT Pakuwon Jati Tbk as the previous shareholder.

**CLOSED
TRANSACTIONS**

HOSPITAL GROUP EXPANSION



DIGITAL HOSPITAL TRANSFORMATION



RS Grha Kedoya



RS EMC Cibitung



RS EMC Pulomas



RS EMC Pekayon



RS EMC Sentul



RS EMC Alam Sutera



RS EMC Tangerang



RS EMC Cikarang

1 July 2023

1 October 2023

1 December 2023

1 June 2024

1 March 2024

31 December 2023

REWARD AND BENEFIT

Regular*

Fixed Allowances	Annual Leave
Non-Fixed Allowance	Religious Holidays Allowance
Health Benefits (including outpatient & inpatient)	Government Social Security Program / BPJS Employment
Regular Employee Medical Check-Up	Government Social Security Program / BPJS Health
Company Appreciation	Provided Meals
Incentive Program	Medical Expenses Discount for Employees and their Family

*Sourced from The Annual Report of SAME for the Financial Year 2022.

MESOP*

At the end of 2022, SAME obtained approval from the General Meeting of Shareholders to increase its capital without pre-emptive rights by issuing up to **35,000,000 new shares** from its portfolio (PMTHMETD/ Private Placement).

The Private Placement was proposed to implement SAME's plan of **the Management and Employee Shares Ownership Program (MESOP)**.



Grant Phase I of MESOP

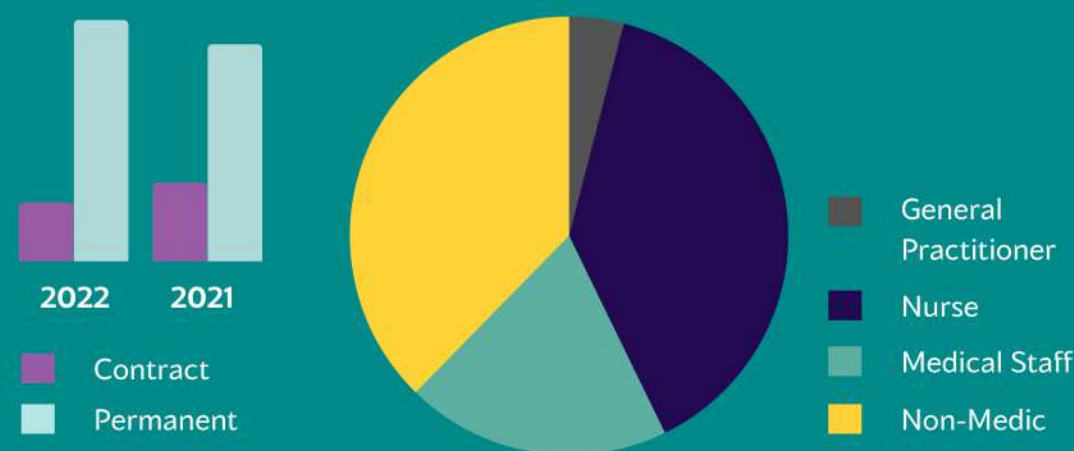
has been executed by SAME in early 2023 with details as below: **

Number of the Issued Shares	8,750,0000 new shares
Shares Exercise Price	IDR 267
Shares Nominal Price	IDR 20 per share
Total Shares subsequent to the Private Placement	17,138,382,545 shares

**Sourced from SAME's Public Announcement on the Executed MESOP for the Grant Phase I.

HUMAN RESOURCES DEVELOPMENT *

As of 2022, SAME Group has employed **3,080 people**, which **increased** by **1.45%** compared to the number of SAME employees in 2021.



Type of Development Program

Training, Workshop, Dissemination & Certification

Total Participants

30,802

Total Training Hours

110,785

1,602 Sessions

of training and development programs has been held by SAME for the employees in 2022.

88 Employees

has been awarded with scholarships by SAME in the EMC Healthcare Scholarship Program for the Year 2022.

2022 Scholarship Programs

Number of Awardees

S1 / Bachelor of Nursing

52

S1 / Bachelor of Physiotherapy

1

S2 / Master of Nursing

1

S2 / Master of Hospital Administration

2

Ners Profession

32

88 of the 111

awardees of the EMC Healthcare Scholarship Program for the Year 2021 have completed their education/ professional training in 2022.

OUR RESPONSIBILITY FOR COMMUNITY*

PROTECTING & IMPROVING COMMUNITY'S HEALTH

Providing Health Services

SAME Group has donated to approximately **3,000 vulnerable workers** living around the EMC Healthcare hospital group network in its participation in the National Movement for the Protection of Vulnerable Workers initiated by BPJS Employment.

In collaboration with **Karya Alpha Omega Foundation** and **Pundi Amal Peduli Kasih Foundation**, SAME Group has supported and performed cleft lip repair operations for **30 residents** living in the RS EMC Sentul area and **26 residents** living in the RS EMC Cibitung area.

In collaboration with **the nearest health centers and clinics**, SAME Group has conducted free electrocardiogram (ECG) examinations on **30 residents** living in the RS EMC Pulomas area.

SAME Group has conducted free blood sugar and blood pressure examinations for over **4,000 beneficiaries** across all hospital units of the EMC Healthcare hospital group.

SAME Group took a role in handling **earthquake victims with a magnitude of 5.6 in Cianjur, West Java**, on 21 November 2022. Healthcare professionals and volunteers from EMC Healthcare have cooperated with local organizations and institutions to help as many as **200 victims**.

Connecting with Local Communities



**Sourced from SAME's Sustainability Report for the Financial Year 2022 and programs realization up until Q1 2023.*

OUR RESPONSIBILITY FOR COMMUNITY*

PROTECTING & IMPROVING COMMUNITY'S HEALTH



Providing Health Services



Morning Tea with Patients & Family



Fun Walk & Bike with local residents



Connecting with Local Communities

Health Workshops



Health Day with local community

Gymnastic Day with local community



*Sourced from SAME's Sustainability Report for the Financial Year 2022.

OUR RESPONSIBILITY FOR ENVIRONMENT

1 Waste Management

- implemented strict standards and procedures for **medical waste management** based on Permenkes 18/2020.
- **recycled non-medical waste** to the maximum extent by collecting data and monitoring the materials to be recycled.
- reduced **paper use**.
- reduced **plastic use** by implementing a few substitutions, such as paper bags and spun-bound bags.

As of 2022, SAME Group has managed to **reduce** waste by **22.4%** compared to 2021.

2 Water Management

- monitor and record **daily water consumption** and leaks.
- conducted regular examinations at the **laboratory**.
- implemented a **clean water recycling strategy** by utilizing Ultrafiltration and Reverse Osmosis systems.
- manage wastewater through **Wastewater Treatment Plant (IPAL)** based on the MOEF Regulation No. P68/Menlhk/Setjen/Kum.1/8/2016.

Although the number of inpatients and outpatients in 2022 increased by 50% from 2021, SAME Group has **succeeded in suppressing the increase in clean water consumption** where the use of clean water consumption altogether has **increased by only 2%** from 2021.

3 Energy & Emission Saving

- implemented a **tracking system** for **monitoring energy consumption**.
- conducted **routine examinations** on **generator emissions** every 6 months.
- switched to **LED** lamps.
- **upgrading ambulances** regularly to improve energy efficiency and patients' comfort during their trips.
- implemented a smart room system in inpatient rooms which is recommended for energy efficiency.

In 2022, SAME Group has reduced energy consumption **significantly** in the amount of **80,321,548 MJ**.



2022 STRATEGIC INITIATIVES



AGENDA

COMPANY OVERVIEW

INITIATIVE HIGHLIGHTS

PERFORMANCE REVIEW

SALES

REVENUE PERFORMANCE

for the 3 months of 2023 compared to the 3 months of 2022

FINANCE

ACCOUNT

SOLUTION

COST

■ 3 months of 2023 ■ 3 months of 2022



IDR 364.587.894.297 IDR 349.466.374.189

+4,33%

REVENUES - NET

Expressed in Indonesia Rupiah



We Care with Passion

PROFIT/LOSS PERFORMANCE

for the 3 months of 2023 compared to the 3 months of 2022

Expressed in Indonesia Rupiah

INFORMATION	3 MONTHS OF 2023	3 MONTHS OF 2022
Margin of Gross Profit	35,75 %	35,56 %
Margin of Operating Profit	2,05 %	4,12 %
Margin of Net Profit	0,95 %	2,51 %
Earnings per share (full amount)	0,10 %	0,45 %

INFORMATION	3 MONTHS OF 2023	3 MONTHS OF 2022	INCREASE (DECREASE)
REVENUES -NET	364.587.894.297	349.466.374.189	15.121.520.108
COST OF REVENUES	(234.250.369.659)	(225.181.576.507)	9.068.793.152
GROSS PROFIT	130.337.524.638	124.284.797.682	6.052.726.956
Selling expenses	(4.348.779.310)	(2.837.975.010)	1.510.804.300
General and administrative expenses	(119.439.847.143)	(107.518.825.409)	11.921.021.734
(Loss) gain on sale/dispose of property and equipment	(13.057.277)	213.865.531	(226.922.807)
Other operating income - net	920.255.774	258.824.593	663.519.282
OPERATING INCOME	7.456.096.682	14.400.687.387	(6.944.590.705)
Finance cost	(16.869.765.338)	(5.189.556.427)	11.680.208.911
Finance income	1.916.087.981	1.991.886.095	(75.798.114)
Share profit from associated entity – net	10.795.533.515	-	10.795.533.515
INCOME BEFORE TAX	3.297.952.840	11.203.017.055	(7.905.064.215)
Income Tax Benefit (Expenses)	173.031.473	(2.417.537.164)	2.590.568.637
NET INCOME CURRENT PERIOD	3.470.984.313	8.785.479.891	(5.314.495.578)
Income attributable to:			
Owners of the Parent Entity	1.747.257.283	6.147.436.780	(4.400.181.497)
Non-controlling interest	1.723.727.030	2.638.043.111	(914.316.081)

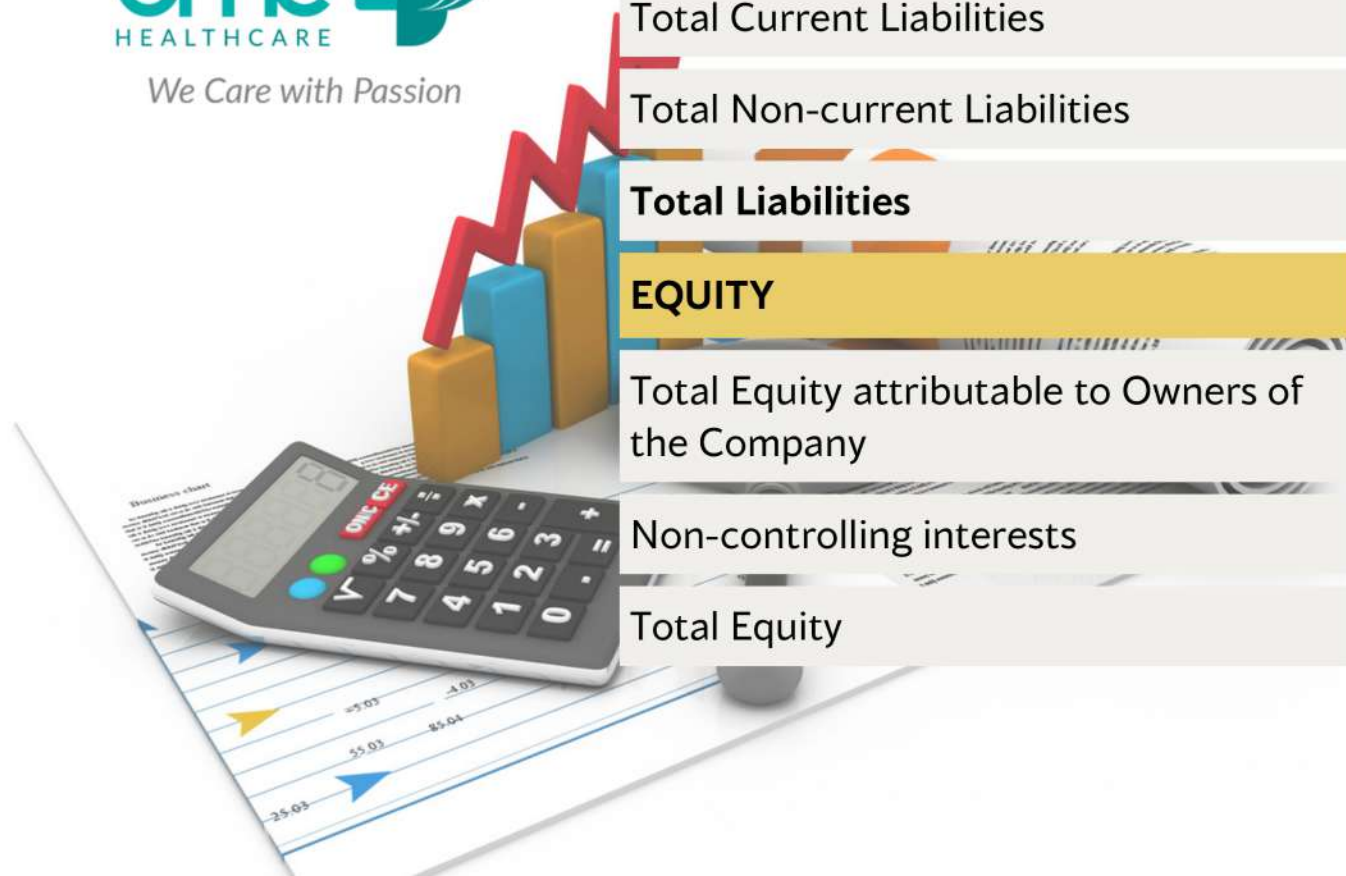


FINANCIAL POSITION

As of 31 March 2023

Expressed in Indonesia Rupiah

INFORMATION	31 MARCH 2023	31 DECEMBER 2022	INCREASE (DECREASE)
ASSETS			
Total Current Assets	573.904.628.484	557.972.718.936	15.931.909.548
Total Non-Current Assets	4.592.853.134.085	4.582.031.163.497	10.821.970.588
Total Assets	5.166.757.762.569	5.140.003.882.433	26.753.880.136
LIABILITIES			
Total Current Liabilities	400.525.875.219	362.960.920.830	37.564.954.389
Total Non-current Liabilities	777.418.356.612	794.024.981.115	(16.606.624.503)
Total Liabilities	1.177.944.231.831	1.156.985.901.945	20.958.329.886
EQUITY			
Total Equity attributable to Owners of the Company	3.626.906.790.304	3.622.834.967.084	4.071.823.220
Non-controlling interests	361.906.741.434	360.183.013.404	1.723.728.030
Total Equity	3.988.813.530.738	3.983.017.980.488	5.795.550.250

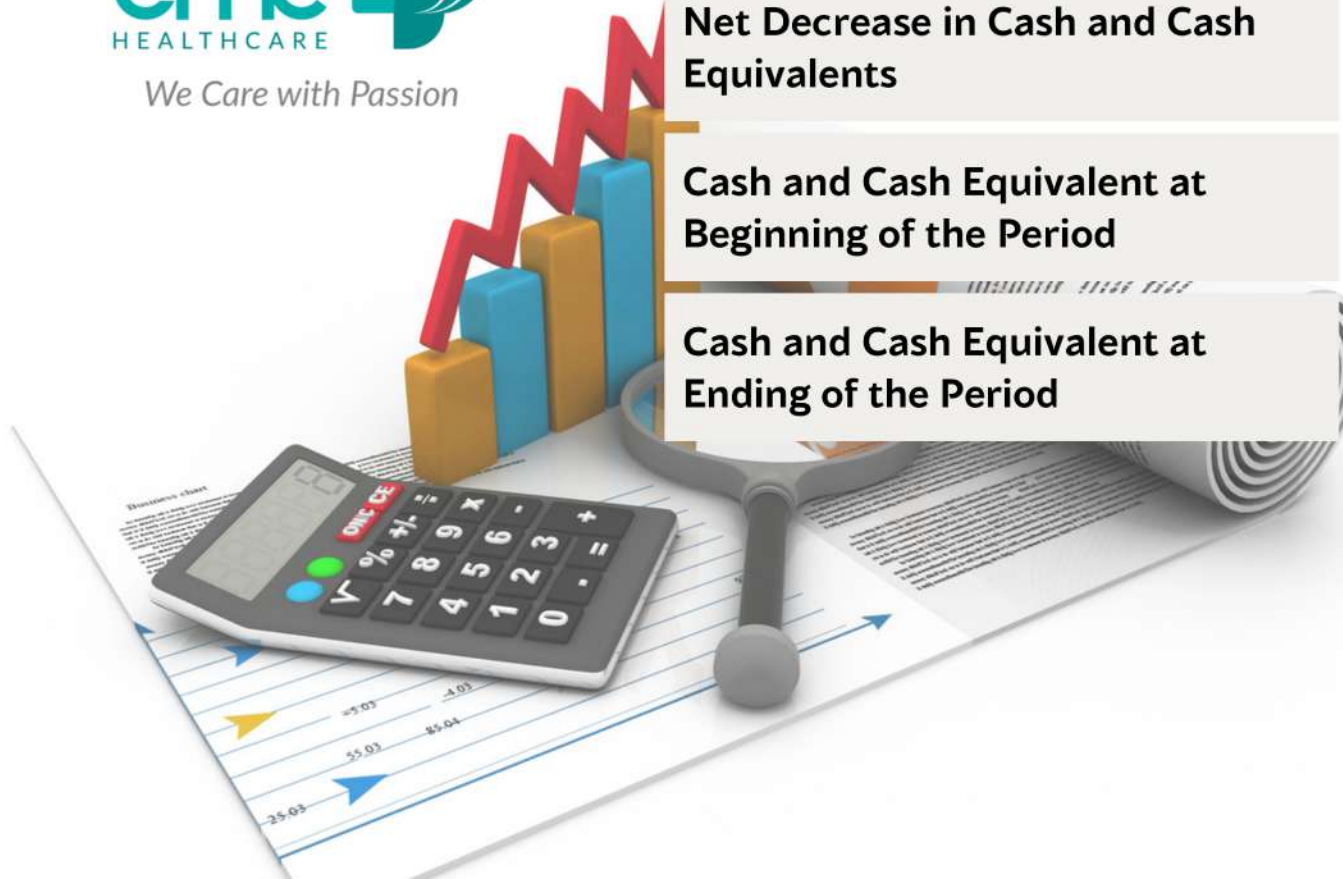


CASH FLOWS

for the 3 months of 2023 compared to the 3 months of 2022

INFORMATION	3 MONTHS OF 2023	3 MONTHS OF 2022	INCREASE (DECREASE)
Cash Flows From Operating Activities	31.320.883.344	(30.608.473.059)	61.929.356.404
Cash Flows From Investing Activities	(35.116.338.763)	(226.962.216.669)	191.845.877.906
Cash Flows From Financing Activities	(20.939.737.462)	93.294.894.101	(114.234.631.563)
Net Decrease in Cash and Cash Equivalents	(24.735.192.881)	(164.275.795.627)	139.540.602.747
Cash and Cash Equivalent at Beginning of the Period	302.136.976.920	515.070.324.231	(212.933.347.311)
Cash and Cash Equivalent at Ending of the Period	277.401.784.039	350.794.528.604	(73.392.744.564)

Expressed in Indonesia Rupiah



THANK YOU



150 789



www.emc.id



021 2977 9977



corsec@emc.id